

ARL-3214UWC-20cd

FEATURES:

- High efficiency
- Low Power consumption
- General purpose leads
- Selected minimum intensities
- Available on tape and reel
- Pb free



DESCRIPTIONS:

- The series is specially designed for applications requiring higher brightness
- The LED lamps are available with different colors, intensities, epoxy colors, etc
- Superior performance in outdoor environment

USAGE NOTES:

- The ultra bright LED is an electrostatic insensitive device, so static electricity and surge will damage the LED. It is required to wear a wrist-band when handling the LED. All device, equipment, machinery, desk and ground must be properly grounded
- When using LED, it must use a protective resistor in series with DC current about 20mA

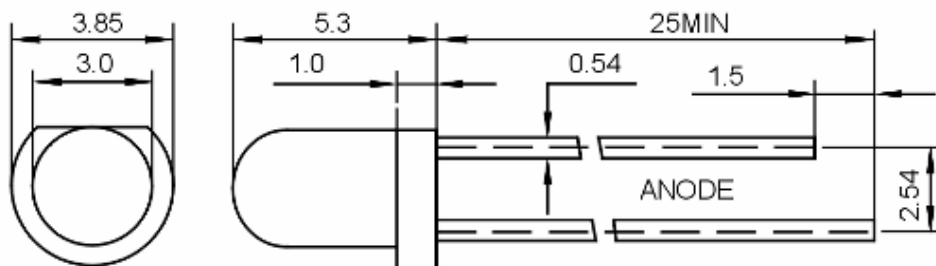
APPLICATIONS:

- Status indicators
- Commercial use
- Advertising Signs
- Back lighting

DEVICE SELECTION GUIDE:

LED Part No.	Chip		Lens Color
	Material	Emitted Color	
ARL-3214UWC-20cd	InGaN	White	Water clear

PACKAGE DIMENSIONS:



UNIT:mm

- Note:**
1. Other dimensions are in millimeters, tolerance is 0.25mm except being specified.
 2. Protruded resin under flange is 1.5mm Max LED.
 3. Bare copper alloy is exposed at tie-bar portion after cutting.

ABSOLUTE MAXIMUM RATING (Ta=25°C)

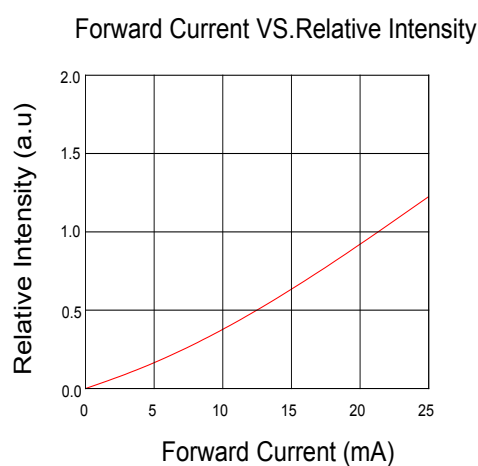
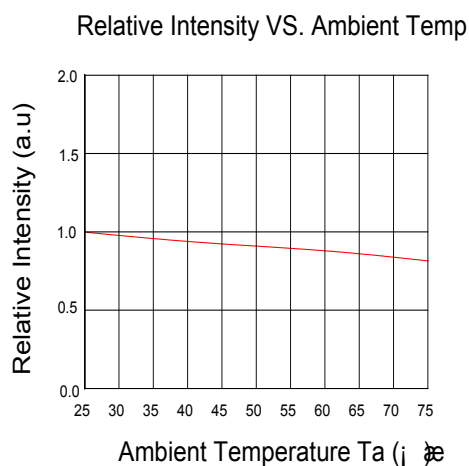
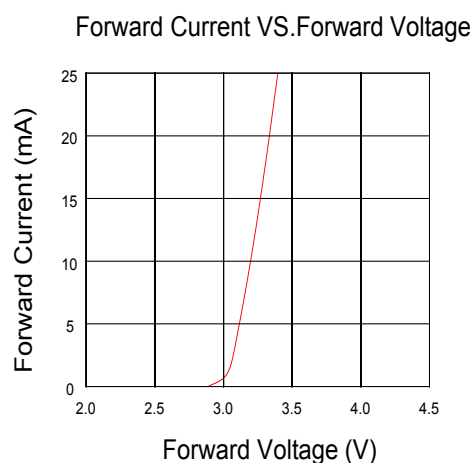
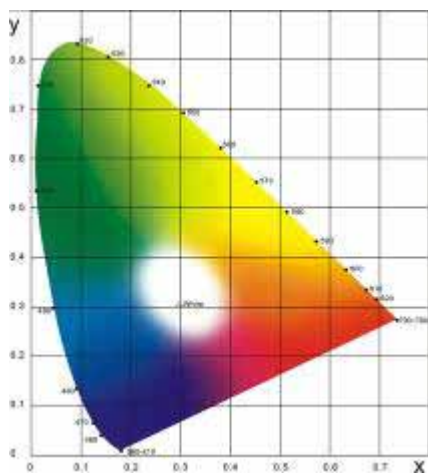
Parameter	Symbol	Absolute Maximum Rating	Unit
Reverse Voltage	VR	5	V
Operating Temperature	Topr	-40 ~ +80	°C
Storage Temperature	Tstg	-40 ~ +100	°C
Soldering Heat (5s)	Tsol	260	°C

ELECTRICAL-OPTICAL CHARACTERISTICS (Ta=25°C)

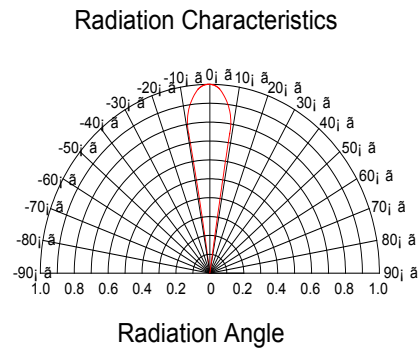
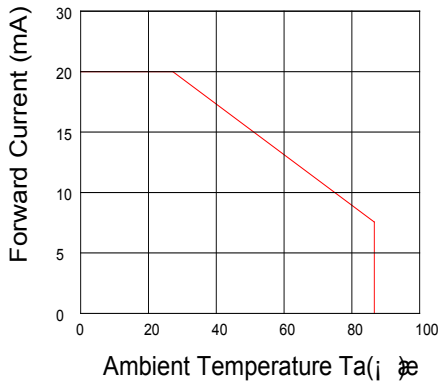
Parameter	Symbol	Min.	Typ.	Max.	Units	Test Conditions
Luminous Intensity	Iv	12000	15000	20000	mcd	IF=20mA (Note1)
Viewing Angle	2θ1/2	15	20	25	Deg	(Note 2)
Peak Emission Wavelength	λp	---	---	---	nm	IF=20mA
Spectral Line Half-Width	λ	25	30	35	nm	IF=20mA
Forward Voltage	VF	2.9	---	3.5	V	IF=20mA
Reverse Current	IR	---	---	10	μA	VR=5V

- Note:** 1. Luminous intensity is measured with a light sensor and filter combination that approximates the CIE eye-response curve.
 2. θ1/2 is the off-axis angle at which the luminous intensity is half the axial luminous intensity.

TYPICAL ELECTRO-OPTICAL CHARACTERISTICS CURVES



Forward Current VS.Ambient Temp.



- Note:**
1. Above specification may be changed without notice. ARLIGHT will reserve authority on material change for above specification.
 2. When using this product, please observe the absolute maximum ratings and the instructions for using outlined in these specification sheets. ARLIGHT assumes no responsibility for any damage resulting from use of the product which does not comply with the absolute maximum ratings and the instructions included in these specification sheets.
 3. These specification sheets include materials protected under copyright of ARLIGHT corporation. Please don't reproduce or cause anyone to reproduce them without ARLIGHT's consent.